

CLEW Survey (Instructors and Staff)

Page #1

Welcome

CONSENT TO PARTICIPATE IN RESEARCH Title of Study: CLEW Survey: Instructors and Staff You are invited to participate in a research study conducted by Lorie Stolarchuk, Erika Kustra and the CLEW Team, from the Centre for Teaching and Learning and IT Services at the University of Windsor. The Research Ethics Board (REB) at the University of Windsor has reviewed and given clearance for this research study to take place. If you have any questions or concerns about the research, please feel to contact Lorna Stolarchuk at clew@uwindsor.ca or (519) 253-3000 ext. 3050.

PURPOSE OF THE STUDY This study is part of an assessment of the Learning Management System (LMS), CLEW, at the University of Windsor. The information will be used to improve the current CLEW system, support and documentation and to analyze future needs, which will enhance the teaching and learning practice on campus.

PROCEDURES If you volunteer to participate in this study, you will be asked to complete the following steps:

- Read the consent form to decide whether you would like to participate in the study. You can print a copy of the consent / information form by clicking on the “Print Letter of Information” link.
- Click the “Next” button at the bottom of the page if you would like to participate. By clicking the “Next” button, you have given consent to participate.
- The survey will take approximately 10-15 minutes to complete.
- Please answer the questions as openly and honestly as possible.
- If you choose to participate, you will be asked to fill out a series of questions that will ask about your experience with CLEW.

Once you have completed the survey, you will be provided with the opportunity to enter a draw for either an iPad or a Gift Certificate to the University of Windsor Bookstore valued at \$750.

POTENTIAL BENEFITS TO SUBJECTS AND/OR TO SOCIETY Participants will benefit from this study indirectly, as the impact of the results will help refine the current LMS and design future systems and supports on campus for teaching and learning. In addition to the local impact, there is the potential to share the results with the wider open-source software community, and in particular the Sakai community about the users interpretation of the system, benefits and gaps. Other members of the community may benefit from using an adapted form of the University of Windsor questions.

COMPENSATION FOR PARTICIPATION Participants will be eligible to enter a draw for either an iPad or a Gift Certificate to the University of Windsor Bookstore valued at \$750.

POTENTIAL RISKS AND DISCOMFORTS There are no known physical or psychological risks or discomforts associated with this research, however you do not have to answer any questions that you do not want to answer, and you can withdraw from this study at any time without penalty. See “Participation and Withdrawal” section below.

CONFIDENTIALITY Participants will not be required to log in and identify themselves, there will be no distinguishing information stored, except voluntary demographics. All data will be reported in aggregate so no individual responses will be identifiable. You will be asked to provide your university e-mail address if and only if you wish to be entered in the draw. If you do provide your e-mail address for this reason your e-mail address will be housed in a separate database and will not be linked to your survey data in any way.

PARTICIPATION AND WITHDRAWAL Participation is completely voluntary, you can choose whether to be in this study or not. If you volunteer to be in this study, you may withdraw at any time by selecting the “Exit” button on any screen. Withdrawing will have no consequence on your participation in any programs. You may also refuse to answer any questions you don’t want to answer and still remain in the study. The investigator may withdraw you from this research if circumstances arise which warrant doing so. The data for participants that withdraw will be automatically discarded by the system. Participants who withdraw will not be eligible for the draw, however participants may choose to skip any question and there will be no consequences for leaving questions unanswered.

FEEDBACK OF THE RESULTS OF THIS STUDY TO THE SUBJECTS Results will be released to the internal CLEW support community including the LMS Advisory Committee and LMS Steering Committee for decisions about the future of the LMS. Results will be released to the broader campus in an upcoming version of the Insight online newsletter. The web link of the Insight article can

then be fed to the student portal and the Daily News for broader distribution. A copy of the results will also be attached to the REB site.

SUBSEQUENT USE OF DATA This data may be used in subsequent studies related to the Learning Management System at the University of Windsor.

RIGHTS OF RESEARCH SUBJECTS You may withdraw your consent at any time and discontinue participation without penalty. If you have questions regarding your rights as a research subject, contact: Research Ethics Coordinator, University of Windsor, Windsor, Ontario N9B 3P4; Telephone: 519-253-3000, ext. 3948; e mail: ethics@uwindsor.ca

SIGNATURE OF INVESTIGATOR I understand the information provided for the study "CLEW Survey" as described herein. My questions have been answered to my satisfaction, and I agree to participate in this study. I have been given the opportunity to print this form. By clicking "Yes, I agree" I am giving consent to participate in this study.

These are the terms under which I will conduct research.

Lorna Stolarchuk October 10, 2011

Erika Kustra October 10, 2011

On behalf of the CLEW Team.

Printable version of this consent form

I agree to participate in the survey.


Yes, I agree

No, I want to exit the survey.


If you do not wish to participate in this study, please close this window on your browser or navigate to another website now.


Simple Skipping Information

- If [Q1] Do you use CLEW or another Learning Management Sys... = Yes then Skip to Page 3
- If [Q1] Do you use CLEW or another Learning Management Sys... = No then Skip to Page 9
- If [Q1] Do you use CLEW or another Learning Management Sys... = No opinion then Skip to Page 10


 Do you use CLEW or another Learning Management System in your teaching?(Q1)


- Yes
- No
- No opinion


 How did you use CLEW or another LMS in your teaching? (Q1A)

 How many different courses have you used CLEW in? (Each offering is considered a new course e.g. 03-60-100 F10 and 03-60-100 W11 are different courses)(Q1c)


- None
- 1-2
- 3-6
- 7-10
- More than 10


 What do you think is the best or most useful aspect of CLEW?(Q1d)

 What do you think is the worst or least useful feature of CLEW?(Q1e)


 Which CLEW tools have you used in your courses?(Tools)

	Don't know	Never	Rarely	Sometimes	Frequently	Every course
Announcements	<input type="radio"/>	<input type="radio"/>	<input type="radio"/>	<input type="radio"/>	<input type="radio"/>	<input type="radio"/>
Assignments	<input type="radio"/>	<input type="radio"/>	<input type="radio"/>	<input type="radio"/>	<input type="radio"/>	<input type="radio"/>
Calendar	<input type="radio"/>	<input type="radio"/>	<input type="radio"/>	<input type="radio"/>	<input type="radio"/>	<input type="radio"/>
Chat	<input type="radio"/>	<input type="radio"/>	<input type="radio"/>	<input type="radio"/>	<input type="radio"/>	<input type="radio"/>
Content Viewer	<input type="radio"/>	<input type="radio"/>	<input type="radio"/>	<input type="radio"/>	<input type="radio"/>	<input type="radio"/>
Discussions	<input type="radio"/>	<input type="radio"/>	<input type="radio"/>	<input type="radio"/>	<input type="radio"/>	<input type="radio"/>
Drop Box	<input type="radio"/>	<input type="radio"/>	<input type="radio"/>	<input type="radio"/>	<input type="radio"/>	<input type="radio"/>
Email Instructor	<input type="radio"/>	<input type="radio"/>	<input type="radio"/>	<input type="radio"/>	<input type="radio"/>	<input type="radio"/>
Feedback	<input type="radio"/>	<input type="radio"/>	<input type="radio"/>	<input type="radio"/>	<input type="radio"/>	<input type="radio"/>
Forums	<input type="radio"/>	<input type="radio"/>	<input type="radio"/>	<input type="radio"/>	<input type="radio"/>	<input type="radio"/>
Lessons	<input type="radio"/>	<input type="radio"/>	<input type="radio"/>	<input type="radio"/>	<input type="radio"/>	<input type="radio"/>
Glossary	<input type="radio"/>	<input type="radio"/>	<input type="radio"/>	<input type="radio"/>	<input type="radio"/>	<input type="radio"/>
Gradebook	<input type="radio"/>	<input type="radio"/>	<input type="radio"/>	<input type="radio"/>	<input type="radio"/>	<input type="radio"/>
News	<input type="radio"/>	<input type="radio"/>	<input type="radio"/>	<input type="radio"/>	<input type="radio"/>	<input type="radio"/>
Polls	<input type="radio"/>	<input type="radio"/>	<input type="radio"/>	<input type="radio"/>	<input type="radio"/>	<input type="radio"/>
Quizzes Tests	<input type="radio"/>	<input type="radio"/>	<input type="radio"/>	<input type="radio"/>	<input type="radio"/>	<input type="radio"/>
Resources	<input type="radio"/>	<input type="radio"/>	<input type="radio"/>	<input type="radio"/>	<input type="radio"/>	<input type="radio"/>
Roster	<input type="radio"/>	<input type="radio"/>	<input type="radio"/>	<input type="radio"/>	<input type="radio"/>	<input type="radio"/>
Sections	<input type="radio"/>	<input type="radio"/>	<input type="radio"/>	<input type="radio"/>	<input type="radio"/>	<input type="radio"/>
Site Stats	<input type="radio"/>	<input type="radio"/>	<input type="radio"/>	<input type="radio"/>	<input type="radio"/>	<input type="radio"/>
Syllabus	<input type="radio"/>	<input type="radio"/>	<input type="radio"/>	<input type="radio"/>	<input type="radio"/>	<input type="radio"/>
Web Content	<input type="radio"/>	<input type="radio"/>	<input type="radio"/>	<input type="radio"/>	<input type="radio"/>	<input type="radio"/>
Wiki	<input type="radio"/>	<input type="radio"/>	<input type="radio"/>	<input type="radio"/>	<input type="radio"/>	<input type="radio"/>

 Additional tool not in list above (please explain).(Tool-NA)

 Please identify and rate your sources of support for CLEW. (Support-source)

	Poor	Mediocre	Average	Good	Excellent	Not used
Help Desk	<input type="radio"/>	<input type="radio"/>	<input type="radio"/>	<input type="radio"/>	<input type="radio"/>	<input type="radio"/>
CLEW Help wiki (http://www.uwindsor.ca/clew) **New support as of Fall 2011	<input type="radio"/>	<input type="radio"/>	<input type="radio"/>	<input type="radio"/>	<input type="radio"/>	<input type="radio"/>
CLEW email: clew@uwindsor.ca	<input type="radio"/>	<input type="radio"/>	<input type="radio"/>	<input type="radio"/>	<input type="radio"/>	<input type="radio"/>
LMS Administrator	<input type="radio"/>	<input type="radio"/>	<input type="radio"/>	<input type="radio"/>	<input type="radio"/>	<input type="radio"/>
Learning Technology Educational Consultant	<input type="radio"/>	<input type="radio"/>	<input type="radio"/>	<input type="radio"/>	<input type="radio"/>	<input type="radio"/>
"Your Comments" form on CLEW site	<input type="radio"/>	<input type="radio"/>	<input type="radio"/>	<input type="radio"/>	<input type="radio"/>	<input type="radio"/>
"Ask for help" form on CLEW site	<input type="radio"/>	<input type="radio"/>	<input type="radio"/>	<input type="radio"/>	<input type="radio"/>	<input type="radio"/>

 Comments on the above rating(s). (Support-Comment)


 How do you rate CLEW and CLEW Support on the following? (Support-ratings)

	No opinion	Poor	Mediocre	Average	Good	Excellent
Stability (server up-time)	<input type="radio"/>	<input type="radio"/>	<input type="radio"/>	<input type="radio"/>	<input type="radio"/>	<input type="radio"/>
Reliability (does what it is supposed to do)	<input type="radio"/>	<input type="radio"/>	<input type="radio"/>	<input type="radio"/>	<input type="radio"/>	<input type="radio"/>
Usability (how easy user interface is to use)	<input type="radio"/>	<input type="radio"/>	<input type="radio"/>	<input type="radio"/>	<input type="radio"/>	<input type="radio"/>
Support for technical issues	<input type="radio"/>	<input type="radio"/>	<input type="radio"/>	<input type="radio"/>	<input type="radio"/>	<input type="radio"/>
Support for pedagogical (teaching issues)	<input type="radio"/>	<input type="radio"/>	<input type="radio"/>	<input type="radio"/>	<input type="radio"/>	<input type="radio"/>


 What additional support for the use of CLEW would you like to see? (Additional-support)


 Is continuing to learn about CLEW tools beneficial to you?(Training-A)

- Yes
- No

 Which CLEW Support workshops have you attended? Check all that apply:(Training-Workshops)


- CLEW Basics for Instructors and Assistants
- CLEW Basics for Project Sites
- Name Your Topic / Personal Consultation
- Interactivity: Polls, Forums and Wiki
- Managing Student Work: Using Assignments and Drop Box
- Gradebook Essentials
- Lessons: The Step-by-Step Path to Student Learning
- Gradebook, Feedback Quizzes: Conducting and Recording Assessments
- New Faculty Orientation
- Nursing Orientation
- Other, please specify: _____
- Haven't taken any training

 Which tool(s) or topic(s) of training (not listed above) are you interested in?(Training-Interest)


 What format(s) do you prefer? (Select all that apply)(Training-format)


- Do not want training
- One-on-one
- Small group (2-6 participants)
- Mid-size group (7-15 participants)
- Large group (15 or more)

 Comments(Training-comments)

 To what degree do you find you can use CLEW to encourage the following:(CLEW-use)


	Don't know	Never	Rarely	Sometimes	Frequently	Always
Student-to-professor interaction	<input type="radio"/>	<input type="radio"/>	<input type="radio"/>	<input type="radio"/>	<input type="radio"/>	<input type="radio"/>
Student-student interaction	<input type="radio"/>	<input type="radio"/>	<input type="radio"/>	<input type="radio"/>	<input type="radio"/>	<input type="radio"/>
Group-work	<input type="radio"/>	<input type="radio"/>	<input type="radio"/>	<input type="radio"/>	<input type="radio"/>	<input type="radio"/>
Peer-review	<input type="radio"/>	<input type="radio"/>	<input type="radio"/>	<input type="radio"/>	<input type="radio"/>	<input type="radio"/>
Self-reflection	<input type="radio"/>	<input type="radio"/>	<input type="radio"/>	<input type="radio"/>	<input type="radio"/>	<input type="radio"/>
Assessment of student work	<input type="radio"/>	<input type="radio"/>	<input type="radio"/>	<input type="radio"/>	<input type="radio"/>	<input type="radio"/>


 Comment on your experience(Use-comment)


 How easy do you think CLEW is for instructors to use? (CLEW-ease-of-use)


- No opinion
- Very difficult
- Difficult
- Moderate
- Easy
- Very easy

 Comments(Ease-of-use-comments)

 What would make CLEW easier for you to use? (CLEW-make-easier)

 Why not and what would make you want to use an LMS such as CLEW? (Q1b)

 From your perspective, what do we need in a Learning Management System such as CLEW, for it to be effective in supporting teaching and learning at the University of Windsor?(Needs)

 What is the most important improvement you would like to see?(Improvements)


If you use CLEW or another learning management system, do you use it differently in different classes e.g. large, small, undergraduate, graduate? (Select all that apply). (Different-uses)


Use it differently with large vs. small classes (please comment) _____

Use it differently with undergraduate vs. graduate (please comment) _____


Don't notice any difference


Don't know

 If Yes, in what ways do you use it differently?(Yes-Comment)

 How easy do you think CLEW is for students to use? (Student-ease)


- No opinion
- Very difficult
- Difficult
- Neither difficult or easy
- Easy
- Very easy

 What would make CLEW easier for students to use? (Ease-students-comment)

 What feedback have you received from students on your use of CLEW or another LMS in your teaching? (Student-feedback)

Simple Skipping Information

- If [Use-other-lms] Have you used other learning management systems? = Yes then Skip to Page 14
- If [Use-other-lms] Have you used other learning management systems? = No then Skip to Page 15

 Have you used other learning management systems? (Use-other-lms)

- Yes
- No

Please check all that apply. (Define-other-Ims)

- Blackboard Learn
- Desire2Learn
- Moodle
- WebCT
- Angel
- Other, please specify: _____

How does CLEW compare to the other systems you've used? (Compare-other-Ims)

- Haven't used CLEW so can't compare
- Much worse
- Worse
- Similar
- Better
- Much better
- Other, please specify: _____

 Comments (Comments-other-Ims)


 Would you recommend that a colleague use CLEW in their teaching? (Recommend-CLEW)

- Yes
- No

 Please explain.(Comments-CLEW-recommendation)

Simple Skipping Information

- If [Non-CLEW-Tech] Have you used any non-CLEW collaborative technolog... = Yes then Skip to Page 17
- If [Non-CLEW-Tech] Have you used any non-CLEW collaborative technolog... = No then Skip to Page 18

 Have you used any non-CLEW collaborative technologies for your course or project sites? (Non-CLEW-Tech)

- Yes
- No


Please describe how you have you used them?(Non-CLEW-Tech-use)

My own website _____

Google Docs _____


Word Press _____

Other external tools or systems, please specify _____


 Demographics

With which Faculty are you associated? Check all that apply. (D-Faculty)


- Faculty of Arts Social Sciences
- Faculty of Education
- Faculty of Graduate Studies
- Faculty of Human Kinetics
- Faculty of Nursing
- Odette School of Business
- Faculty of Science
- Inter-Faculty Programs
- Great Lakes Institute for Environmental Research
- Faculty of Engineering
- Faculty of Law
- Other, please specify: _____

 Rate your overall expertise with computers relative to other instructors or staff at the University of Windsor.(D-Expertise)

- Novice
- Intermediate
- Advanced
- Prefer not to answer

 How many years have you been an instructor / faculty member / staff member in higher education?(D-Years-experience)

- 1 year or less
- 2-5 years
- 6-10 years
- 11-20 years
- 21-30 years
- More than 30 years
- Prefer not to answer

 What is your gender?(D-Gender)

- Male
- Female
- Prefer not to answer